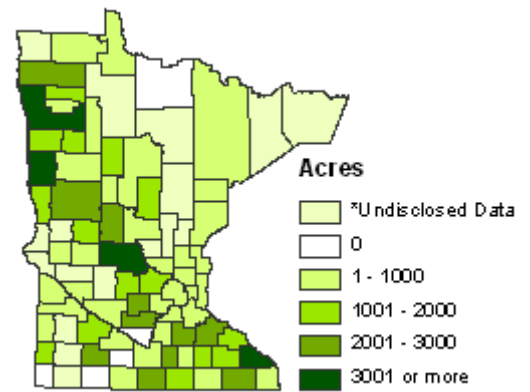


2007 CENSUS OF AGRICULTURE

State Profile

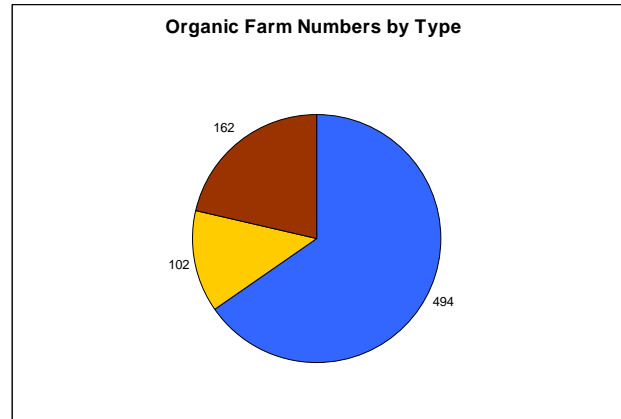
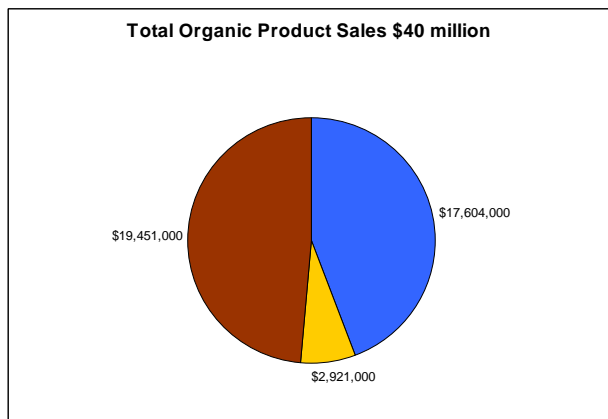
Acres Used for Organic Production



Minnesota Organic Agriculture

LAND USED FOR ORGANIC PRODUCTION		
Total acres used for organic production.....	farms	718
	acres	96,342
Acres from which organic crops were harvested.....	farms	609
	acres	74,299
Acres of organic pastureland.....	farms	323
	acres	15,146
Acres being converted to organic production.....	farms	342
	acres	20,702
VALUE OF SALES OF ORGANICALLY PRODUCED COMMODITIES		
Total organic product sales.....	farms	636
	acres	39,976
By value of sales:		
\$1 to \$4,999.....	farms	234
	\$1,000	390
\$5,000 or more.....	farms	402
	\$1,000	39,586
Crops, including nursery and greenhouse.....	farms	494
	\$1,000	17,604
Livestock and poultry.....	farms	102
	\$1,000	2,921
Livestock and poultry products.....	farms	162
	\$1,000	19,451

Minnesota Organic Farms Sales and Farm Numbers by Product Type



- Crops, including nursery and greenhouse
- Livestock and poultry
- Livestock and poultry products

Item	2007	Item	2007
VALUE OF SALES OF ORGANICALLY PRODUCED COMMODITIES		LAND USED FOR ORGANIC PRODUCTION – Continued	
Total organic product sales..... farms	636	Total acres used for organic production	
		Acres from which organic crops were harvested	
Average per farm..... \$1,000	39976 farms	609
dollars	62855 acres	74299
By value of sales:		Acres of organic pastureland..... farms	323
\$1 to \$4,999..... farms	234 acres	15146
\$1,000	390	Acres being converted to organic production ... farms	342
\$5,000 to \$9,999..... farms	66 acres	20702
\$1,000	449		
\$10,000 to \$24,999..... farms	101	PRINCIPAL OPERATOR CHARACTERISTICS FOR FARMS WITH ORGANIC PRODUCTION	
\$1,000	1590	Sex of operator:	
\$25,000 to \$49,999..... farms	64	Male.....	632
\$1,000	2270	Female.....	86
\$50,000 or more..... farms	171	Primary occupation:	
\$1,000	35276	Farming.....	456
Crops, including nursery and greenhouse crops farms	494	Other.....	262
\$1,000	17604	Place of residence:	
Less than \$50,000 farms	419	On farm operated.....	652
\$1,000	4479	Not on farm operated.....	66
\$50,000 or more farms	75	Days worked off farm:	
\$1,000	13125	None.....	268
Livestock and poultry farms	102	Any.....	450
\$1,000	2921	1 to 49 days.....	81
Less than \$50,000 farms	92	50 to 99 days.....	56
\$1,000	877	100 to 199 days.....	88
\$50,000 or more farms	10	200 days or more.....	225
\$1,000	2044	Years on present farm:	
Livestock and poultry products..... farms	162	2 years or less.....	23
\$1,000	19451	3 or 4 years.....	65
Less than \$50,000 farms	79	5 to 9 years.....	128
\$1,000	478	10 years or more.....	502
\$50,000 or more farms	83	Average years on present farm.....	20.0
\$1,000	18973	Age group:	
LAND USED FOR ORGANIC PRODUCTION		Under 25 years.....	9
Total acres used for organic production (see text) farms	718	25 to 34 years.....	69
..... acres	96342	35 to 44 years.....	92
By number of organic acres:		45 to 49 years.....	119
1 to 9 acres farms	161	50 to 54 years.....	139
..... acres	545	55 to 59 years.....	125
10 to 49 acres farms	176	60 to 64 years.....	55
..... acres	4580	65 to 69 years.....	39
50 to 179 acres farms	208	70 years and over.....	56
..... acres	22762	Average age.....	51.1
180 to 499 acres farms	144		
..... acres	41882		
500 acres or more..... farms	29		
..... acres	26573		

Minnesota Organic Agriculture by County

Crops, Including Nursery & Greenhouse

Livestock and Poultry

Livestock and Poultry Products

